








The ContacEZ IPR Strip System is a safe and innovative interproximal reduction system that makes interproximal enamel stripping efficient and accurate without creating sharp corners or subgingival ledges. Designed for use with clear aligners and other orthodontic treatments, these flexible diamond strips curve and conform to the natural contours of the teeth to maximize patient comfort and safety.

- ▶ Ergonomic, single-handed design
- ▶ Provides optimal tactile control
- ▶ Will not remove excess enamel
- ▶ Will not cut lips or gums
- ▶ Prevents sharp corners or subgingival ledges
- ▶ Effective for anterior and posterior areas
- ▶ Central opening for maximum visual perception
- ▶ Saves chair-time

IPR Strip System

	Yellow Starter • 0.07 mm Single-Sided • Extra-Fine Diamond • Serrated	REF32108		Red Opener • 0.12 mm Double-Sided • Medium Diamond	REF32408
	Dark Blue Widener • 0.15 mm Double-Sided • Coarse Diamond	REF32508		Green Extra-Widener • 0.20 mm Double-Sided • Coarse Diamond	REF32608

IPR Plus Strips

	0.10 mm Single-Sided Opener Clear • Med-Fine Diamond • Serrated	REF32208		0.12 mm Single-Sided Opener Cyan • Medium-Coarse Diamond	REF32308
	0.25 mm Double-Sided Widener Purple • Coarse Diamond	REF32708		0.30 mm Double-Sided Widener Brown • Coarse Diamond	REF32808
	0.35 mm Double-Sided Widener Mint • Coarse Diamond	REF36608		0.40 mm Double-Sided Widener Aqua • Coarse Diamond	REF36708
	0.45 mm Double-Sided Widener Turquoise • Coarse Diamond	REF36808		0.50 mm Double-Sided Widener Teal • Coarse Diamond	REF36908

Usage Guidelines & Technique

This technique is especially effective for anterior teeth and for case refinement. ContacEZ IPR Strips are autoclavable (**steam heat only, no dry heat, up to 270°F for 10 minutes at 30 psi max**) and reusable, and should be sterilized prior to the first use. The manufacturer recommends to use each strip up to 5 times for maximum efficiency and functionality.

- ① Hold the strip with your thumb and forefinger, insert it into the interproximal space, and gently pass back and forth buccolingually until the strip is passive. Do not use vertical force. Start with the thinnest diamond strip, and repeat with thicker strips until you have reduced (stripped) the correct amount of enamel according to the treatment plan.
- ② To ensure accurate measurements, polish the proximal surface using the ContacEZ *Gray Final Polishing Strip*.
- ③ Verify reduction achieved using the ContacEZ *Incremental Thickness Gauge*.
- ④ Pediatric dentists can use ContacEZ IPR Strips for the serial proximal reduction of primary molars.

For convenience when autoclaving and organizing, store strips in a ContacEZ Strip Tray



Patented
contacez.com

100% Guaranteed
360.694.1000



EMERGO EUROPE
Prinsessegracht 20
2514 AP The Hague
The Netherlands



ContacEZ, LLC
217 SE 136th Ave, Suite 105
Vancouver, WA 98684
United States